



COIMBATORE CITY MUNICIPAL CORPORATION

SANITARY CERTIFICATE

R.NO. 29 /2023/ME3 DATE : 12 .12. 2023

Certified that M/S KIKANI VIDHYA MANDIR SENIOR SECONDARY SCHOOL, No.09, Rangasamy Road, R.S. Puram, Coimbatore-641002. has been inspected by the sanitary inspector and the building and premises are found satisfactory on the following aspects.

1. The ventilation & Lighting facilities are satisfactory.
2. The building is maintained properly.
3. The rooms and surrounding are maintained neat and clean.
4. The sanitary arrangements provided are adequate and satisfactory.
5. The supply of drinking water is wholesome.

The sanitary certificate may be issued subject to the following conditions:

- ❖ The garbage generated within the building premises should be collected and disposed of properly by appointing required sanitary staff.
- ❖ On no account, the garbage should be burnt.
- ❖ The occupants should be educated to prevent the usage of plastics in the building premises and no one should bring plastic carry bags, use & throw tumblers to the rooms and should also be educated to keep our surroundings clean.
- ❖ The certificate issued is liable to be cancelled at any time on infringement of any of the above said conditions and for improper maintenances of sanitation, improper maintenance of the building as well as urinals and toilets in the building.
- ❖ Adequate fire safety precautions should be made and NOC should be obtained from Fire and Rescue Department.
- ❖ Safe and protected drinking water alone should be supplied to the children for consumption.
- ❖ The premises should be inspected periodically for mosquito breeding places and all measures should be taken to keep the premises mosquito free.
- ❖ For running a food establishment / canteen, permission should be obtained from the food safety department.
- ❖ The lab in charge should be well trained in handling the fire extinguisher.
- ❖ 'No Smoking' board should be displayed at prominent places within the premises.
- ❖ No account sale of tobacco products should be permitted within the premises.
- ❖ Any occurrence of communicable disease should be notified to the Public Health Department.
- ❖ Necessary building plan approval should be obtained from concerned department to run the Hostel.
- ❖ All the staffs must be vaccinated with the two doses of COVID-19 vaccine and should be follow up Tamilnadu government standard operating Procedure (SOP)
- ❖ Valid for One Year Only.

VALID FROM 12 .12.2023 TO 11.12.2024



M. S. S.
12.12.23
Zonal Sanitary Officer
Coimbatore Corporation
ZONAL SANITARY OFFICER
CENTRAL ZONE
COIMBATORE CITY


12A, C.B. Road(East), R.S.PURAM Coimbatore-641002
 Ph:0422-2556628,4354242
 Web : <http://www.microlabindia.com> E-mail: microlabcbe@microlabindia.com

M. Mani
 Founder


Microbiological Laboratory




Take a Lab Tour

Customer Information	Physician Information	Sample Information
Billid : 0101455218 Name : Mr/Ms DRINKING WATER Age & Sex : 0D / Male	Ref. by Dr.: KIKANI VIDHYA MANDIR (CBSC) CBE 	Printed Date : 01/08/2023 11:21 Sample Date : 25/07/2023 11:32 Sample Collected at Coimbatore-HO Final Test Report Page 1 of 2

Spec.type	Test Name	Results	Previous Results (Date)	units	Reference Ranges/Methods	Verified by	Verified date & Time
MICROBIOLOGY							
Water Analysis							
	SPECIMEN #	DRINKING WAER				Siby Jacob K	30/07/2023:16:12
WATER	SOURCE #	KIKANI VIDHYA MANDIR (CBSC) CBE				Siby Jacob K	30/07/2023:16:12
WATER	Probable No. of Coliforms #	0/100 ml of water				Siby Jacob K	30/07/2023:16:12
WATER	Probable No. of E.coli #	0/100 ml of water				Siby Jacob K	30/07/2023:16:12
WATER	Interpretation #	Satisfactory			for Drinking purpose	Siby Jacob K	30/07/2023:16:12


 Siby Jacob Kurian M.Sc.,
 Medical Microbiologist


 M. Mani M.Sc., (Medical Microbiology)
 Chief of Laboratory Service



CAP Survey Participant



All investigations have their Limitations which are imposed by the limits of sensitivity and specificity of individual assay procedures as well as the specimen received by the laboratory. Isolated Laboratory investigations never confirm the final diagnosis of the disease. They only help in arriving at a diagnosis in conjunction with clinical presentation and other related investigations. Report may vary depend on technology. Value of two technologies are not comparable.



46th Anniversary

12A,C.B. Road(East),R.S.PURAM Coimbatore-641002
Ph:0422-2556628,4354242
Web : <http://www.microlabindia.com> E-mail: microlabcbce@microlabindia.com

Microbiological Laboratory
SINCE 1977
MICROBES

M. Mani
Founder

Ref. by Dr.: KIKANI VIDHYA MANDIR (CBSC) CBE

Page 2 of 2

Spec.type	Test Name	Results	Previous Results (Date)	units	Reference Ranges/Methods	Verified by	Verified date & Time
-----------	-----------	---------	-------------------------	-------	--------------------------	-------------	----------------------

Ralstonia mannitolilytica* grown in culture, indicative for stagnant water.

Results related only to the item tested. If any test name ends with # - denotes the particular test not accredited by NABL. For further details about the tests, visit www.labtestsonline.org or scan Test QR Code

SMS message sent on 01/08/2023 09:11

"One of the biggest drawback of hi-tech automation is the occurrence of random errors that no one can really control. In spite of stringent qc programs, such errors are unavoidable (probability 1:1,00,000) if the results do not correlate clinically. please contact us " "CONSULT DOCTOR FOR INTERPRETATION OF LAB REPORT". "LAB RESULTS TO BE INTERPRETAED ONLY BY THE MEDICAL PROFESSIONALS. THIS IS ONLY A LABORATORY TECHNICAL REPORT AND NOT A MEDICAL/FITNESS CERTIFICATE".

Siby Jacob Kurian M.Sc.,
Medical Microbiologist

M. Mani M.Sc. (Medical Microbiology)
Chief of Laboratory Service



CAP Survey Participant

All investigations have their Limitations which are imposed by the limits of sensitivity and specificity of individual assay procedures as well as the specimen received by the laboratory. Isolated Laboratory investigations never confirm the final diagnosis of the disease. They only help in arriving at a diagnosis in conjunction with clinical presentation and other related investigations. Report may vary depend on technology. Value of two technologies are not comparable.



Take a Lab Tour